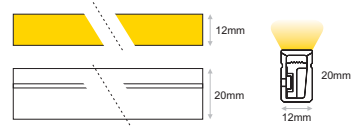


BASELINE H MILKY LED



- Baseline H Milky LED is a fully encapsulated Horizontal bending flexible linear LED.
- Available in Pro or Standard Version.
- Material: Silicone
- Bin Step: Monochromatic White LEDs Silicone: 2SDCM
- Available Single Coloured High Efficiency models.
- Available in RGBW and TW.
- L70B10 > 50000Hrs
- Available in IP67 protection rate.
- CRI > 90 for 2700/3000/3500/4000K as standard.
- Possibility to create straight or curved lines.
- Can be used both indoor and outdoor.
- Dot free lighting effect.
- IK 08 Protection.
- Can ideally be used with surface aluminium profile.



Max length with single supply:

- Monochrome: 1.7m (connection IM IP67), 10m (connection IP67)
- High Efficiency, TW: 5m
- RGBW: 1.3m (connection IM IP67), 6.5m (connection IP67)

Lighting management options:

On-Off/DALI/0..10V/1..10V/DMX512/PHASE CUT/IR/RF/PUSH BUTTON/Bluetooth

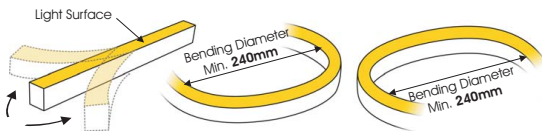
- ✓ UV Resistant
- ✓ Chemical Resistant



Connection IM IP67




Horizontal bending



BASELINE H must not be bent less than 240mm




PRO

Code	No.LED/m	Watt/m	Reel(m)	CCT	CRI	Luminus FLUX (lm/m)	Voltage	Beam Angle	 *(mm)
BSL.020	120	10W	5	2700K	>90	330	24VDC	120°	50
BSL.021	120	10W	5	3000K	>90	355	24VDC	120°	50
BSL.022	120	10W	5	3500K	>90	372	24VDC	120°	50
BSL.023	120	10W	5	4000K	>90	375	24VDC	120°	50
BSL.024	120	10W	5	5300K	>80	380	24VDC	120°	50

* Please confirm with the >= sign on the rear side of the modules

Standard

Code	No.LED/m	Watt/m	Reel(m)	CCT	CRI	Luminus FLUX (lm/m)	Voltage	Beam Angle	 *(mm)
BSL.025	120	10W	5	2700K	>90	285	24VDC	120°	50
BSL.026	120	10W	5	3000K	>90	305	24VDC	120°	50
BSL.027	120	10W	5	3500K	>90	272	24VDC	120°	50
BSL.028	120	10W	5	4000K	>90	323	24VDC	120°	50
BSL.029	120	10W	5	5300K	>80	328	24VDC	120°	50

* Please confirm with the >= sign on the rear side of the modules



High Efficiency

Code	No.LED/m	Watt/m	Reel(m)	CCT	CRI	Luminus FLUX (lm/m)	Voltage	Beam Angle	* (mm)
BSL.048	160	10W	5	2700K	>80	845	24VDC	120°	50
BSL.049	160	10W	5	3000K	>80	865	24VDC	120°	50
BSL.050	160	10W	5	4000K	>80	885	24VDC	120°	50
BSL.051	160	10W	5	6000K	>80	845	24VDC	120°	50

* Please confirm with the >= sign on the rear side of the modules 

RGBW

Code	Watt/m	Reel(m)	CCT	Luminus FLUX (lm/m)	Voltage	Beam Angle	* (mm)
BSL.052	15W	5	RGBWW (2700K)	295 (R:35/G:105/B:35/WW:120)	24VDC	120°	125
BSL.053	15W	5	RGBW (4000K)	310 (R:35/G:105/B:35/W:135)	24VDC	120°	125
BSL.054	15W	5	RGBCW (5300K)	295 (R:35/G:105/B:35/CW:120)	24VDC	120°	125

* Please confirm with the >= sign on the rear side of the modules 

Tunable White

Code	Watt/m	Reel(m)	CCT	CRI	Luminus FLUX (lm/m)	Voltage	Beam Angle	* (mm)
BSL.055	15W	5	TW (2700K+5300K)	>80	540 (2700K:270 / 5300K:270)	24VDC	120°	50

* Please confirm with the >= sign on the rear side of the modules 



Connection IP67

Side Feed



Code for Single Colour	Code for RGBW	Code for TW	Description	Length
BSL.304	BSL.321	BSL.324	Side Feed BASELINE H IP65	L=0.3m

Bottom Feed



Code for Single Colour	Code for RGBW	Code for TW	Description	Length
BSL.305	BSL.322	BSL.325	Bottom Feed BASELINE H IP65	L=0.3m

Front Feed



Code for Single Colour	Code for RGBW	Code for TW	Description	Length
BSL.306	BSL.323	BSL.326	Front Feed BASELINE H IP65	L=0.3m

End Cap



Code for	Description	Length
BSL.307	End Cap BASELINE H IP65	L=0.3m

Accessories



Code	Description
PRF.423	Aluminium Profile Anodized for BASELINE H 17.5x22.9mm, Length: 2m



PRF.191	BASELINE H Bendable Stainless Steel Profile 26.4x18mm, Length: 0.5m
----------------	--



PRH.119	Mounting Clips stainless steel 316 for BASELINE H MILKY LED
----------------	---